辽宁省建筑标准设计

建筑标准图集

彩板聚苯乙烯夹芯板建筑构造

DBJT05－110

辽97J105

建筑图集库 www.tujiku.com

辽宁省建筑设计研究院编制

·1997·

跟多资料加微信公众号jianzhu118

彩板聚苯乙烯夹芯板建筑构造

批准部门：辽宁省建设厅　　批准文号：辽建发(1998)40 号

主编单位：辽宁省建筑标准设计研究院
本溪彩板厂　　统一编号：DBJT05—110

实行日期：1998 年 4 月 10 日　　图 集 号：辽 97J105

主编单位负责人：
主编单位技术负责人：
技术审定人：
设计负责人：

目　录

	页次
图名	
目录	1
说明	2～4
夹芯板断面及拼接示意	5
连接配件（一）（二）（三）	6～8
檐口	9
檐口及檐沟	10
单坡屋脊	11
屋脊	12
屋面连接	13
天沟（一）（二）	14～15
女儿墙	16
外墙及屋面变形缝	17
排气孔及天窗	18
外墙转角	19
外墙与柱梁连接	20
隔墙与隔墙、外墙、屋面连接	21
墙与基础连接	22
墙与楼板连接	23
夹芯板与门、窗连接	24
窗台及窗帘盒构造	25
雨蓬	26
水箱、洗手盆安装	27
吊挂件配电箱安装图	28

建筑图集库 www.tujiku.com
跟多资料加微信公众号jianzhu118

（四）夹芯板屋面顺坡长向搭接，上、下两块屋面板应均匀搭在支座上，其搭接长度：当屋面坡度≤1/10 时，搭接长度为 300mm；屋面坡度＞1/10 时，为 200mm。搭接钢板部分用拉铆钉连接，搭接缝用防水材料密封，外露拉铆钉头均涂密封膏。

（五）包边钢板、泛水钢板搭接尽可能背风向，搭接长度≥60mm，拉铆钉中距≤500mm。

（六）门口两侧应设有通天槽钢龙骨，门框与槽钢龙骨应连接牢固；窗框四周预安槽形连接件，待窗口找正后，用拉铆钉将槽形连接件固定在夹芯板上，门窗框口两侧用角铝包角。

（七）夹芯板墙面搭接应向下压搭，搭接长度≥50mm，用拉铆钉连接，拉铆钉中距≤300mm。

六、避雷针（带）应与主体结构连接，不得用金属夹芯板作为接地。避雷针或避雷带作法应按工程设计。

七、质量标准：

（一）尺寸公差

夹芯板尺寸	长度(mm)	宽度(mm)	厚度(mm)	对角线
公差	±5	±3	±2	2%

（二）外观质量：

1、板面平整，无明显手感凹凸。

2、表面清洁，离板边 30mm 以内无胶液。

3、钢板切口整齐，板边向内弯曲，无明显波浪。

4、除切割边外，其余部位钢板无明显划痕。

5、夹芯板自然侧向直立时，每 3000mm 板长侧向弯曲度不超过 3mm。

（三）粘接质量：

1、彩色钢板与聚苯乙烯泡沫塑料板粘接面积不少于 85%。

2、夹芯板受力破坏时，不得在粘接界面破坏，应在芯材破坏。

3、夹芯板靠边无胶区总长度不得大于 10%，无胶区宽度不得大于 40。

4、芯材接头处，聚苯乙烯泡沫塑料板应靠实，出现接头空隙时应用聚苯乙烯泡沫塑料薄片加胶水修补。

八、包装、运输、贮存

（一）包装：散装时，按板号分类叠放，角铁护边用绳固定。捆装时，用型钢及纤维板包装，包装高度不得超过 1300mm。

（二）汽车或集装箱运输，散包装或捆包装均可，火车或船运时，只允许捆包装。

（三）贮存：金属夹芯板允许短期露天贮存，但不宜超过一个月，超过时需加防雨措施。贮存场地必须坚实平整，散装板堆放高度不得超过 1500mm，下部用木条或泡沫板铺垫，垫木间距不得大于 2000mm。

九、本图集所采用的数据是由本溪彩板厂提供。

十、图集选用索引方法

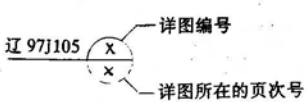

说　明	图集号	辽97J105
	页号	4

跟多资料加微信公众号jianzhu118

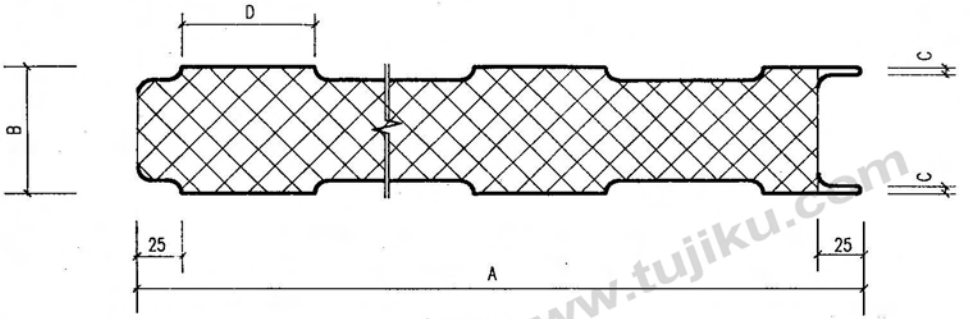

夹芯板断面

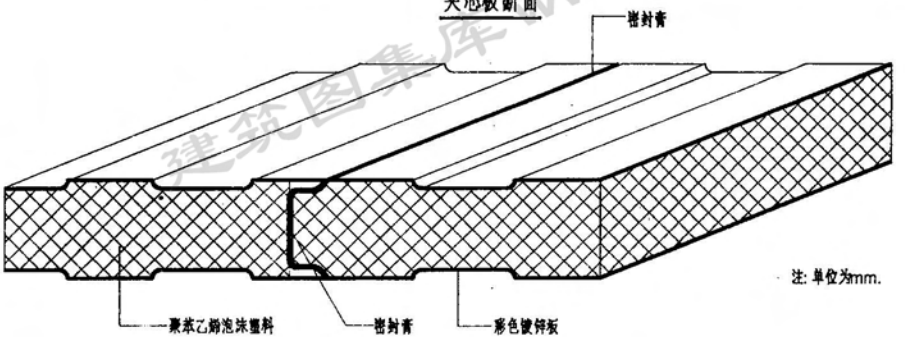

夹芯板水平拼接

名称	尺寸
A	1225
B	50-250
C	1.5-2.5
D	100-250

注：单位为mm.

夹芯板断面及拼接示意	图集号	苏97J105
	页号	5

建筑图集库 www.tujiku.com

跟多资料加微信公众号jianzhu118

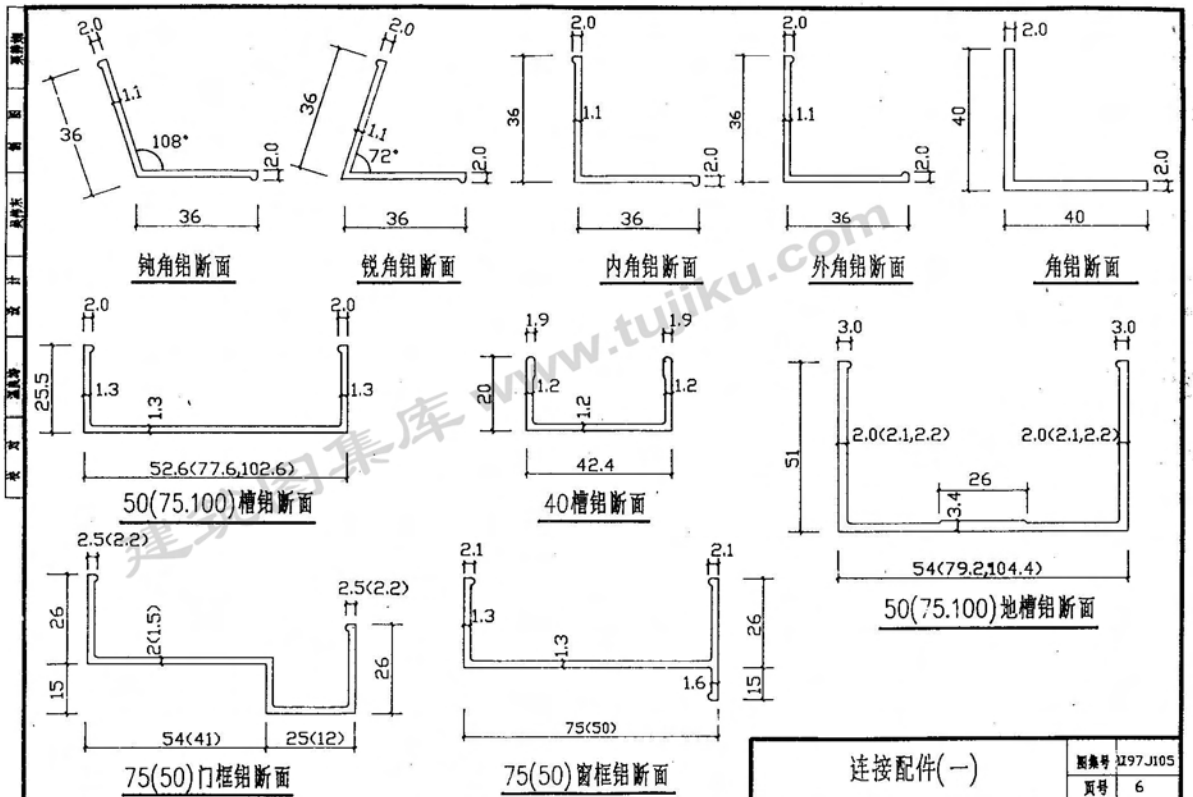

建筑图集库 www.tujiku.com

跟多资料加微信公众号jianzhu118

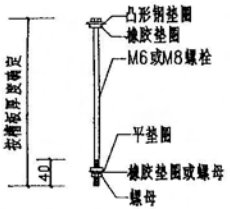

墙板用连接螺栓

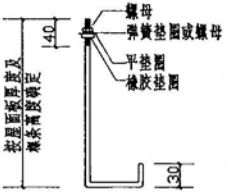

屋面用槽形挂钩螺栓

自攻自钻螺钉

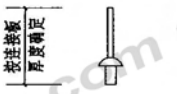

铝质抽芯拉锚钉

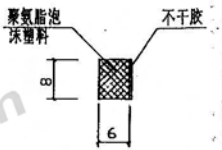

密封条

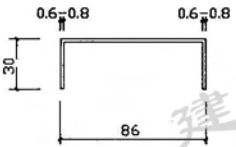

彩板槽铁

长度300-500

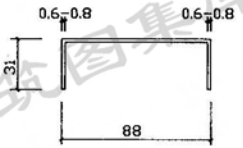

彩板防水扣槽

长度按屋面坡长，一般不宜超过12000

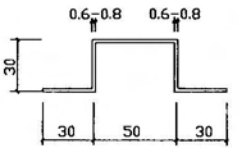

彩板防水扣槽

长度按屋面坡长

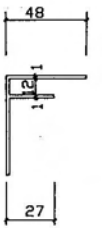

墙板固定件断面

注：螺栓均为镀锌螺栓，直径的选定按工程设计。

连接配件(二)	图集号	1997J105
	页号	7

建筑图集库 www.tujiku.com

跟多资料加微信公众号jianzhu118

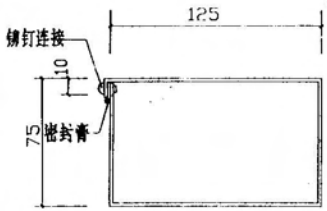

水落管

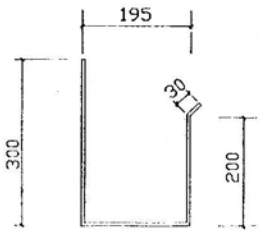

天沟内衬

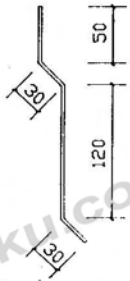

泛水

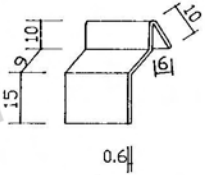

彩板卡子

(宽度=30)

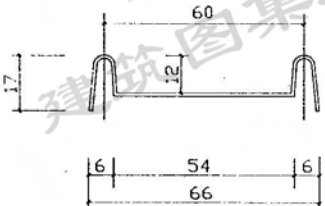

屋面冷弯彩钢

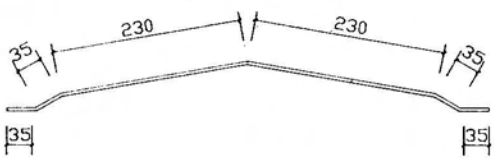

屋脊彩钢

注: 彩板厚为0.6--1.0

连接配件(三)	图集号	1997J105
	页号	8

建筑图集库 www.tujiku.com

跟多资料加微信公众号jianzhu118

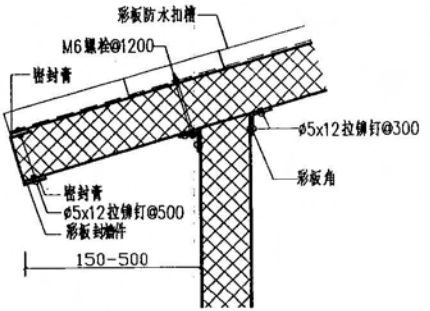

① 檐口(一)

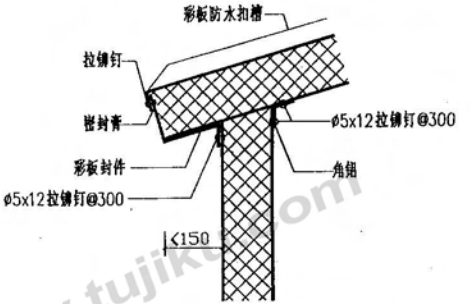

② 檐口(二)

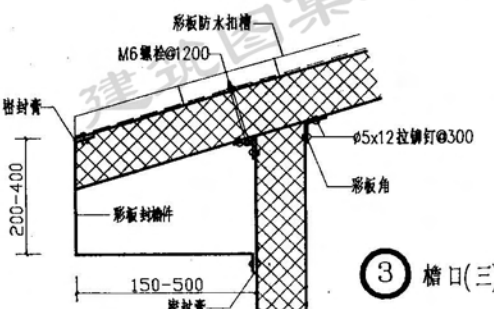

③ 檐口(三)

檐口	图集号	97J105
	页号	9

建筑图集库 www.tujiku.com

跟多资料加微信公众号jianzhu118

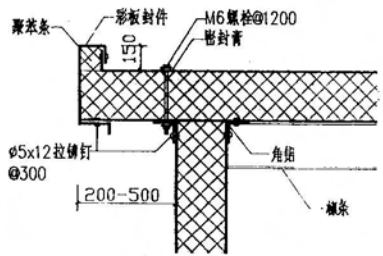

① 山墙出挑檐口(一)

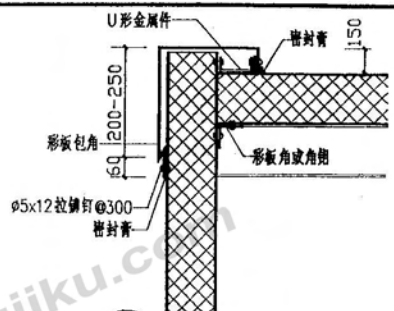

② 山墙出挑檐口(二)

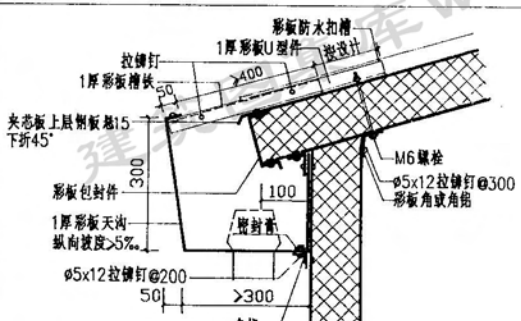

③ 檐沟(一)

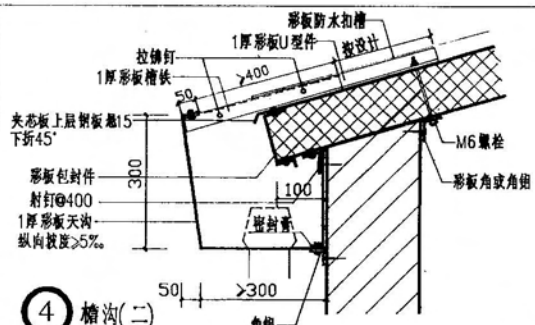

④ 檐沟(二)

檐口及檐沟	图集号	12J97J105
	页号	10

建筑工程图库 www.tujiku.com

跟多资料加微信公众号jianzhu118

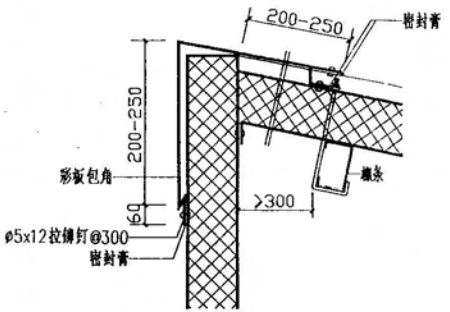

① 单坡屋脊(一)

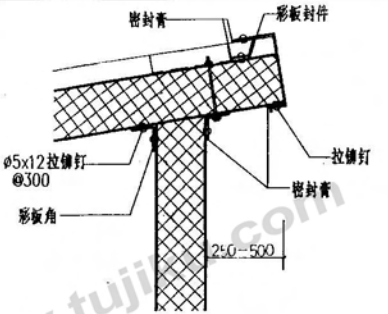

③ 单坡屋脊(三)

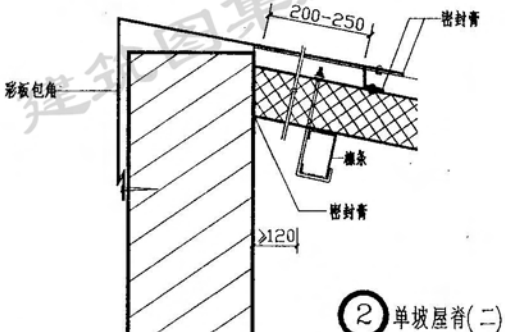

② 单坡屋脊(二)

单坡屋脊	图集号	江97J105
	页号	11

建筑图集库 www.tujiku.com

跟多资料加微信公众号jianzhu118

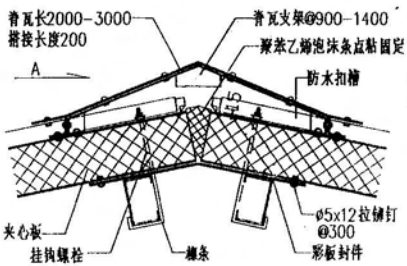

1 屋 脊

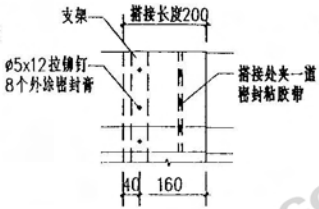

A向立视

注: 支架到搭接边160内不得铆接,
横向搭接顺主导风向.

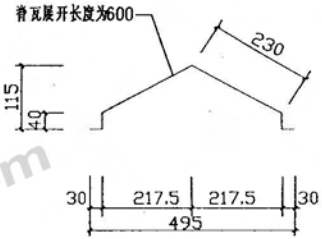

脊瓦断面

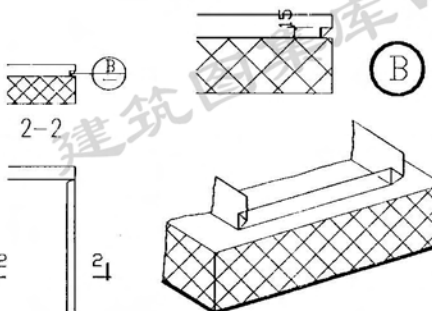

夹芯板屋脊处翻边作法

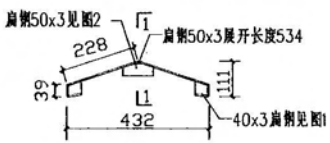

支架断面

支架俯视

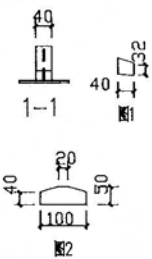

脊瓦支架

注: 扁钢焊后镀锌.

屋 脊	图集号	97J105
	页号	12

建筑图库 www.zhuku.com

跟多资料加微信公众号jianzhu118

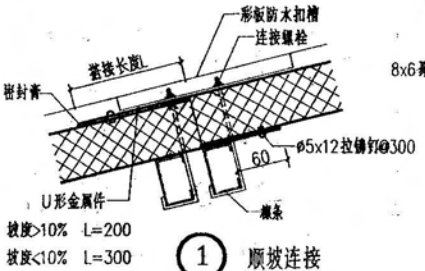

1 顺坡连接

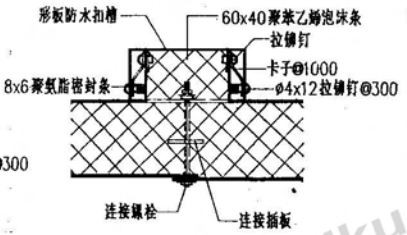

2 横坡连接(一)

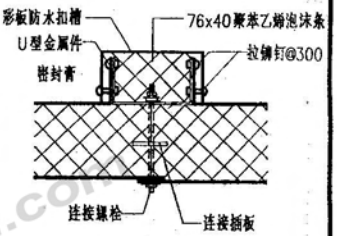

3 横坡连接(二)

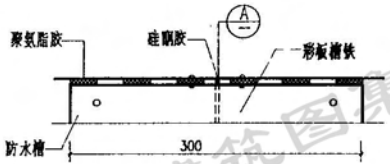

1—1

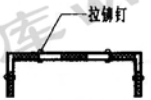

2—2

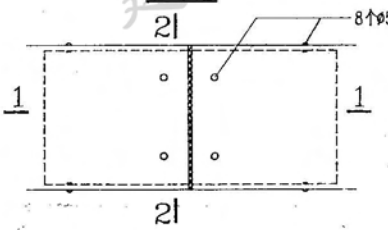

防水槽连接图

A

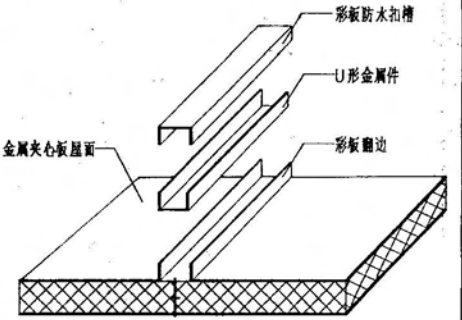

屋面板连接示意

屋面连接	图集号	12J97J105
	页号	13

建筑图集库 www.zujiku.com

跟多资料加微信公众号jianzhu118

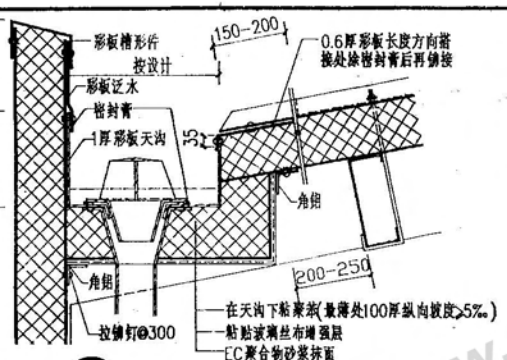

① 带天沟的女儿墙（一）

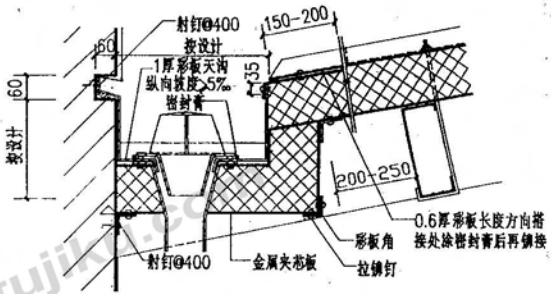

② 带天沟的女儿墙（二）

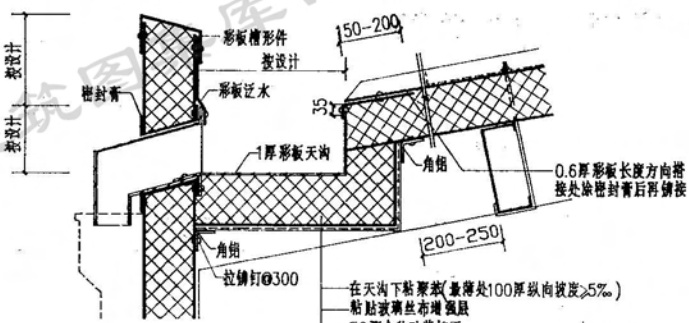

③ 带天沟的女儿墙（三）

天　沟（一）	图集号	02J7J105
	页号	14

建筑图库 www.tujiku.com

跟多资料加微信公众号jianzhu118

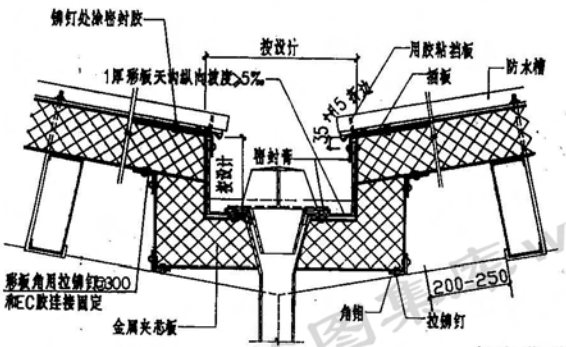

① 内天沟（一）

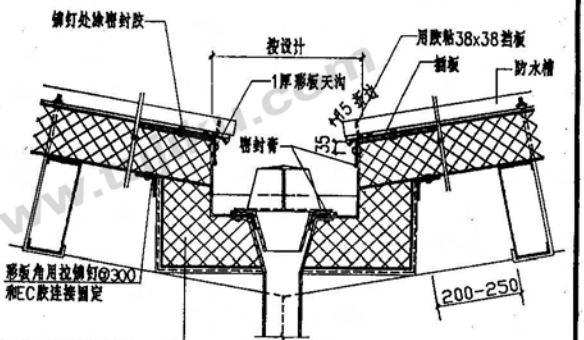

在天沟下粘聚苯(最薄处100厚纵向坡度≥5‰)

粘贴玻璃丝布增强层

EC聚合物砂浆抹面

② 内天沟（二）

天　沟（二）	图集号	辽97J105
	页号	15

跟多资料加微信公众号jianzhu118

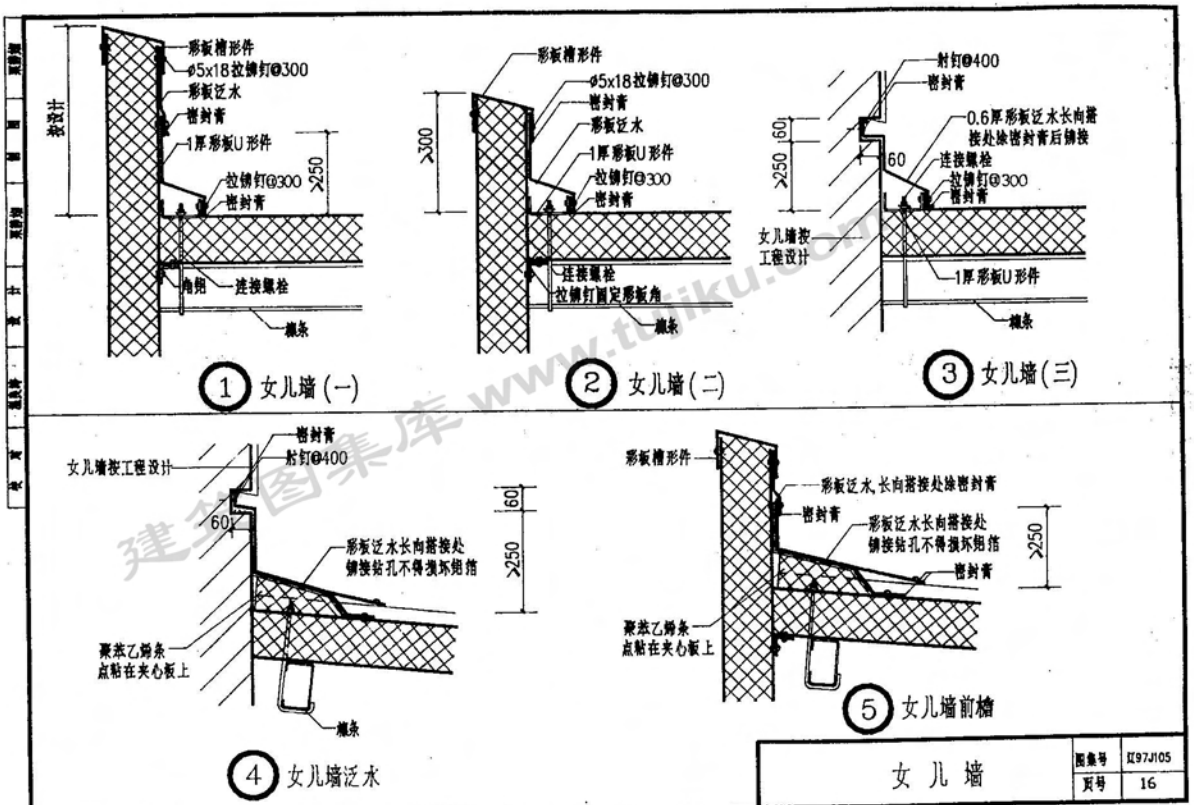

女 儿 墙	图集号	苏97J105
	页号	16

建筑图集库 www.tuku.cn

跟多资料加微信公众号jianzhu118

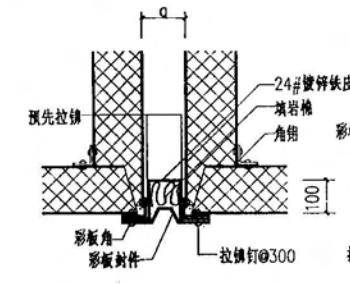

1 外墙变形缝(一)

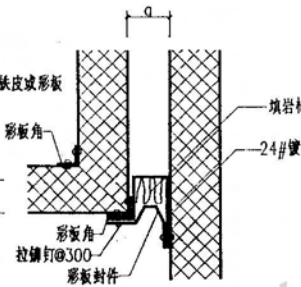

2 外墙变形缝(二)

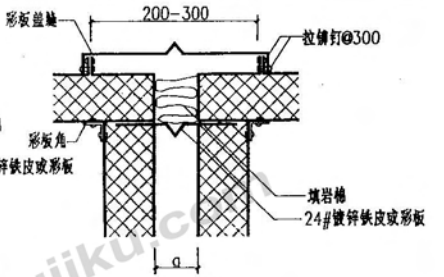

3 屋面变形缝(一)

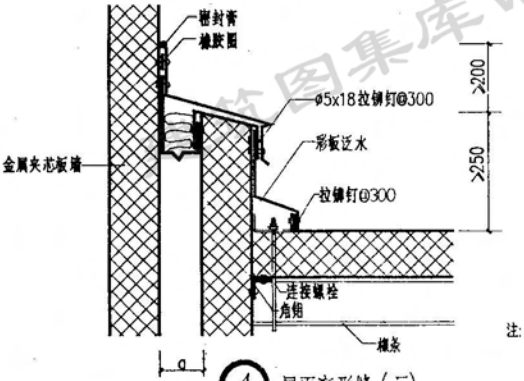

4 屋面变形缝(二)

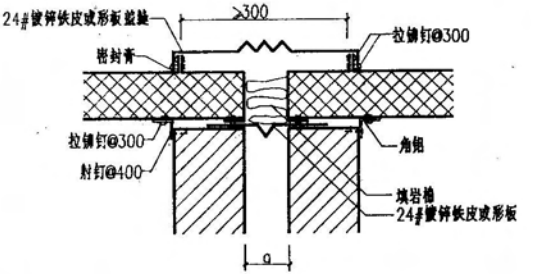

注: 变形缝宽a的具体尺寸按结构设计

5 屋面变形缝(三)

外墙及屋面变形缝	图集号	苏97J105
	页号	17

跟多资料加微信公众号jianzhu118

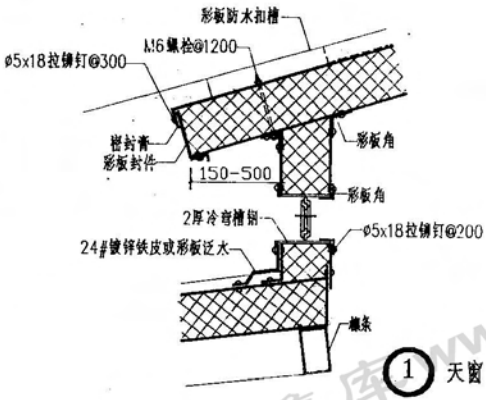

① 天窗

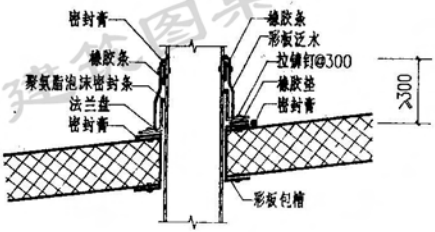

② 屋面排气管

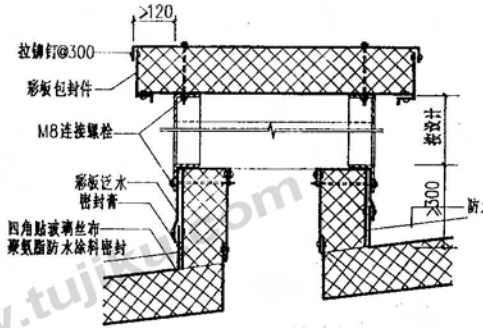

1—1剖面图

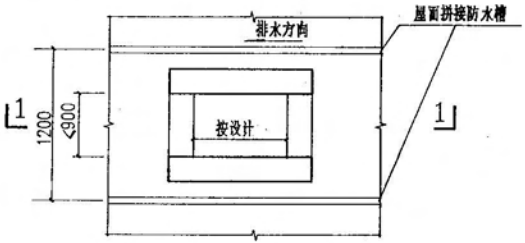

③ 排气孔平面示意

排气孔及天窗	图集号	苏97J105
	页号	18

建筑图集库 www.tujiku.com

跟多资料加微信公众号jianzhu118

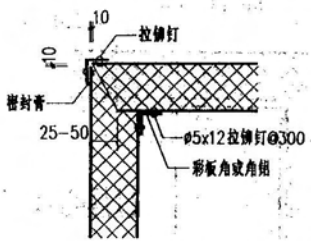

① 外墙转角水平连接（一）

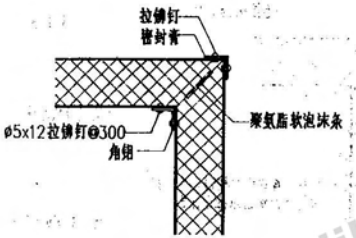

② 外墙转角水平连接（二）

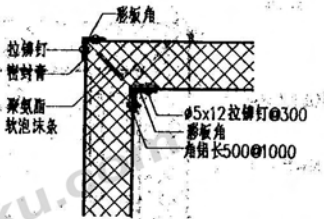

③ 外墙转角水平连接（三）

④ 外墙转角水平连接（四）

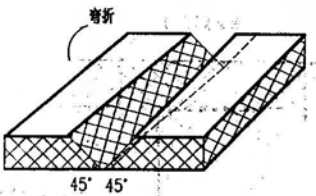

外墙转角连接	图集号	辽97J109
	页号	19

建筑图集库 www.tujiku.com

跟多资料加微信公众号jianzhu118

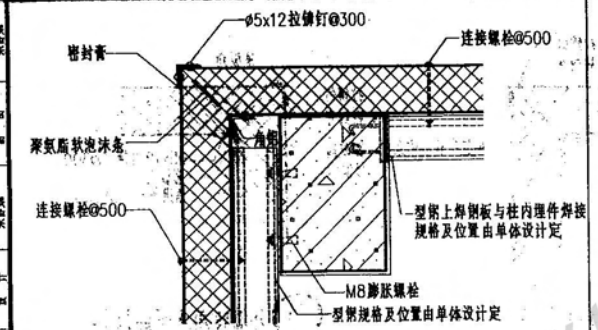

① 外墙与柱连接（一）

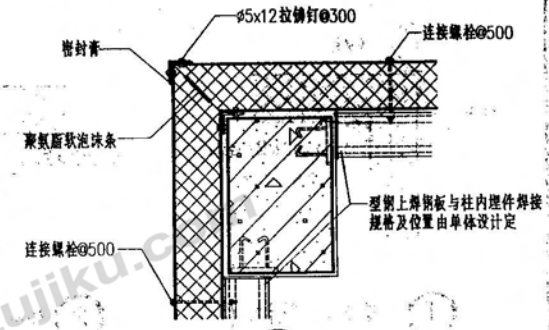

② 外墙与柱连接（二）

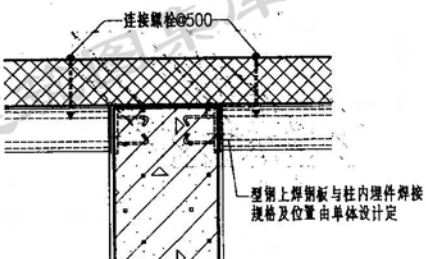

③ 外墙与柱连接（三）

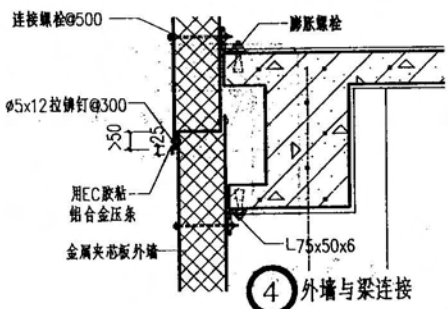

④ 外墙与梁连接

外墙与柱.梁连接	图集号	苏97J105
	页号	20

建筑图库 www.tujiku.com

跟多资料加微信公众号jianzhu118

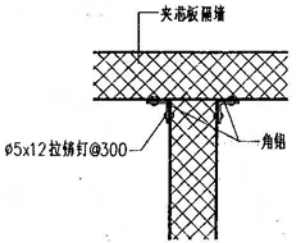

1 隔墙与隔墙水平连接

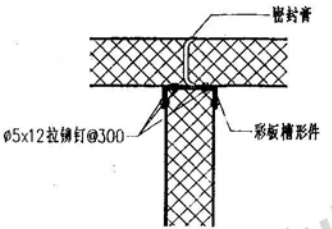

2 隔墙与外墙水平连接

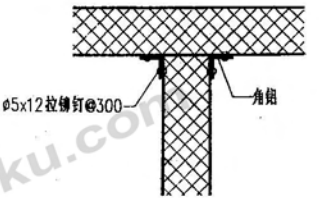

3 隔墙与屋面连接(一)

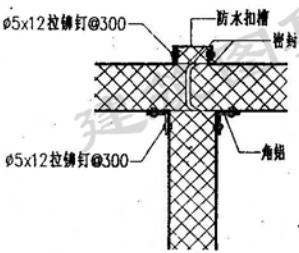

4 隔墙与屋面连接(二)

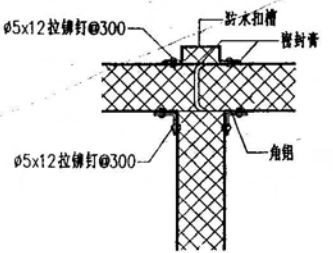

5 隔墙与屋面连接(三)

隔墙与隔墙.外墙.屋面连接	图集号	苏97J105
	页号	21

建筑图集库 www.tujiku.com

跟多资料加微信公众号jianzhu118

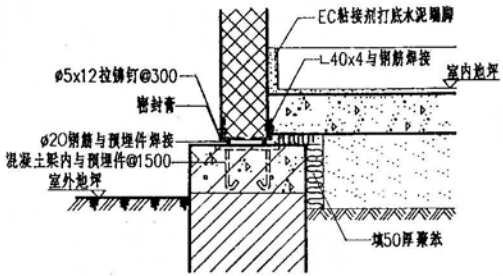

1 夹芯板外墙与基础连接（一）

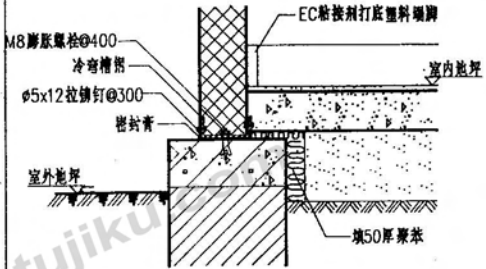

2 夹芯板外墙与基础连接（二）

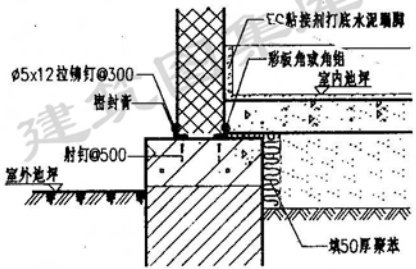

3 夹芯板外墙与基础连接（三）

注：踢脚高由设计定

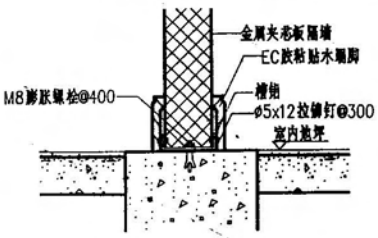

4 夹芯板隔墙与基础连接

墙与基础连接	图集号	97J105
	页号	22

建筑图集库 www.tujiku.com

跟多资料加微信公众号jianzhu118

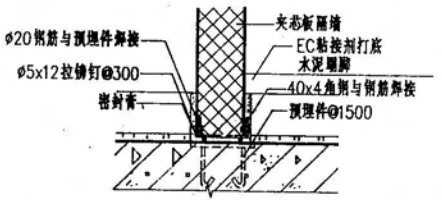

① 夹芯板隔墙与楼板连接（一）

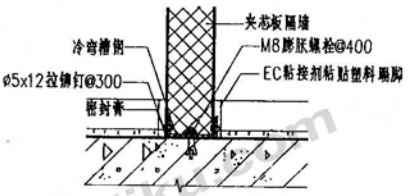

② 夹芯板隔墙与楼板连接（二）

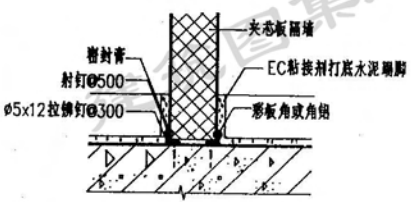

③ 夹芯板隔墙与楼板连接（三）

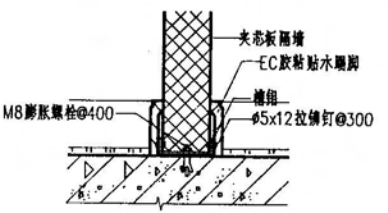

④ 夹芯板隔墙与楼板连接（四）

注：踢脚高由设计定

墙与楼板连接	图集号	苏97J105
	页号	23

跟多资料加微信公众号jianzhu118

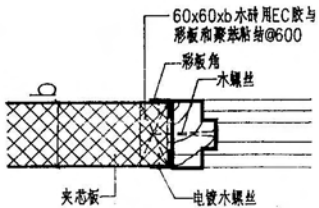

① 夹芯板墙与木门窗连接

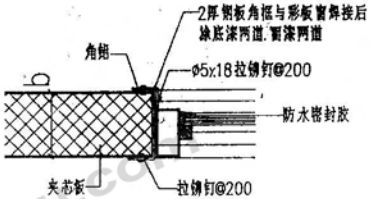

② 夹芯板墙与彩板门窗连接

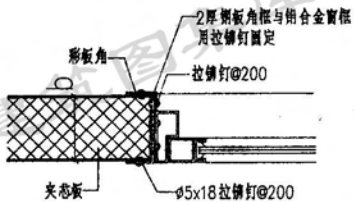

③ 夹芯板墙与铝合金门窗连接

注: 门框两侧设C6.3槽钢通天柱

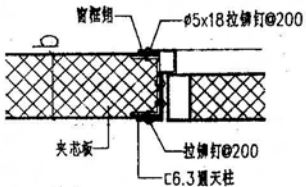

④ 夹芯板墙与平开门连接

夹芯板与门窗连接	图集号	02J97J105
	页号	24

跟多资料加微信公众号jianzhu118

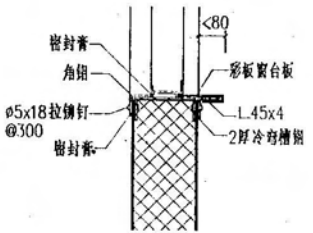

① 窗台板(二)

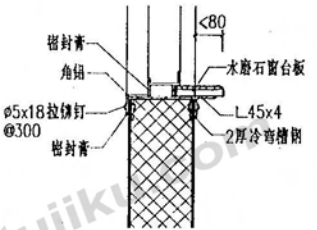

② 窗台板(一)

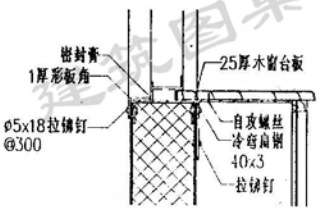

③ 窗台板 (三)

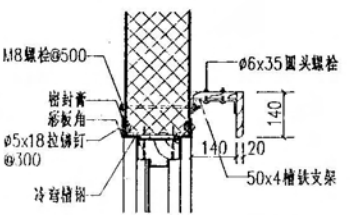

④ 窗帘盒

窗台及窗帘盒构造	图集号	辽97J105
	页号	25

建筑图集库 www.tujiku.com

跟多资料加微信公众号jianzhu118

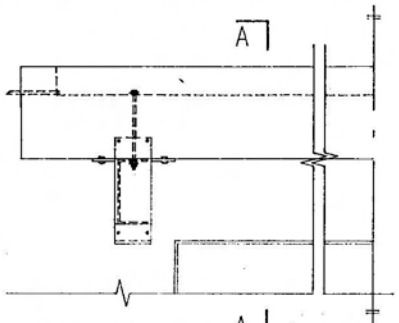

① 雨蓬立面(一)

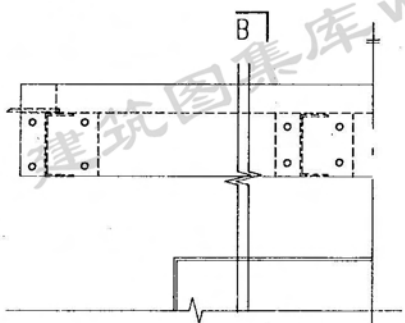

② 雨蓬立面(二)

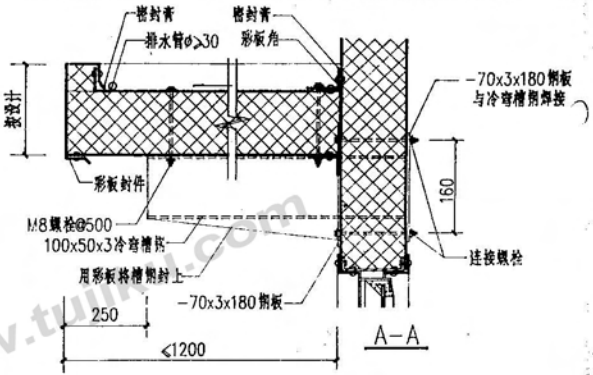

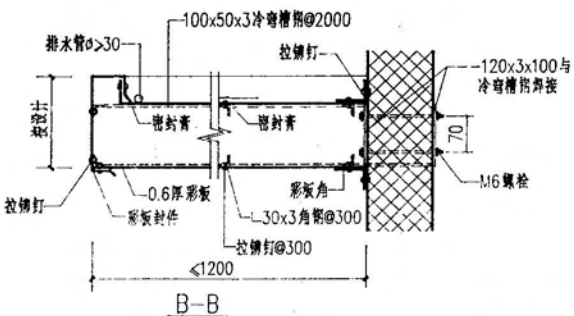

雨蓬	图集号	苏97J105
	页号	26

建筑图集库 www.tujiku.com

跟多资料加微信公众号jianzhu118

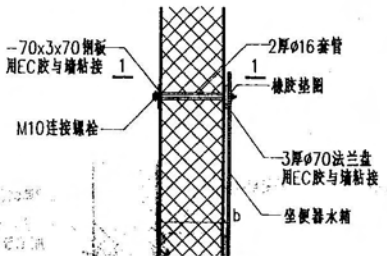

1 坐便器水箱安装

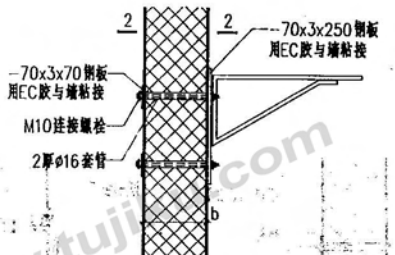

2 洗手盆架安装

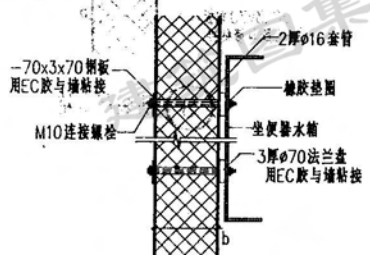

1—1

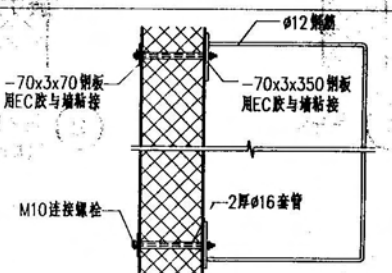

2—2

水箱.洗手盆安装图	图集号	苏97J105
	页号	27

跟多资料加微信公众号jianzhu118

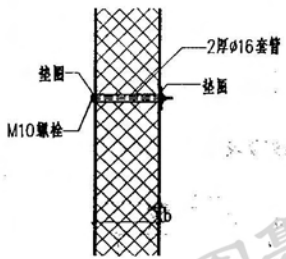

① 吊挂件

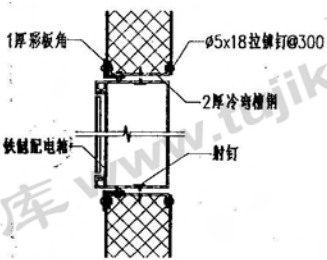

② 暗装配电箱
(用于内墙)

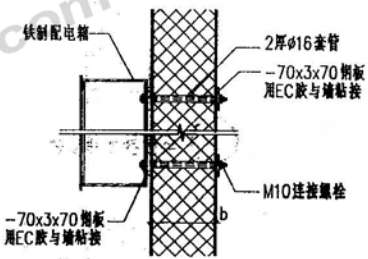

③ 明装配电箱

建筑图集库 www.tujiku.com

吊挂件.配电箱安装图	图集号	辽97J105
	页号	28

跟多资料加微信公众号jianzhu118